

Balancing valve STVE 200-300



Areas of use

The balancing valve STVE is used to adjust and balance the flow in heating- and cooling systems.



Description

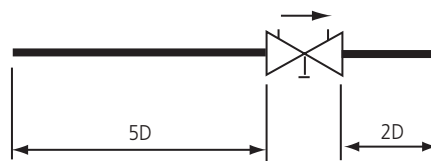
STVE is a flanged valve. The valve is equipped with self-sealing measuring points on the flanges of the valve.

The valve will be set to a flow or kv-value with help of the wheel. To set the flow correctly use a measuring instrument.

To avoid turbulence which can affect the measuring accuracy, the valve should not be assembled close to bends, branch lines and other valves directly before or after the valve according to the figure. The valve must be assembled with the flow in the direction of the arrow to achieve the correct measuring results.



Correspond to the pressure equipment directive 97/23/EC



Technical data

Pressure class

PN 16

Max temperature

120°C

Min temperature

-20°C

Max closing pressure

200 kPa

Min pressuredrop

2 kPa

Recommended pressure drop at rated valve

5-10 kPa

Material

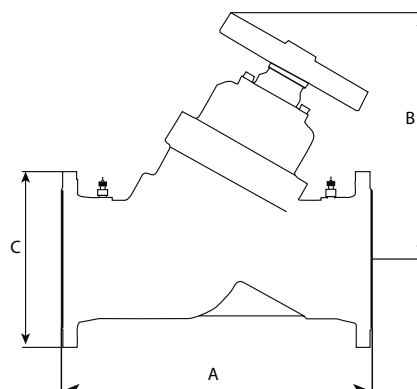
Grey (cast) iron

Gaskets EPDM

Composite material

Dimensions

	Dim	A	B	C	Weight /kg
DN 200	200	600	343	480	115
DN 250	250	730	406	525	159
DN 300	300	850	483	535	211





Pre-setting

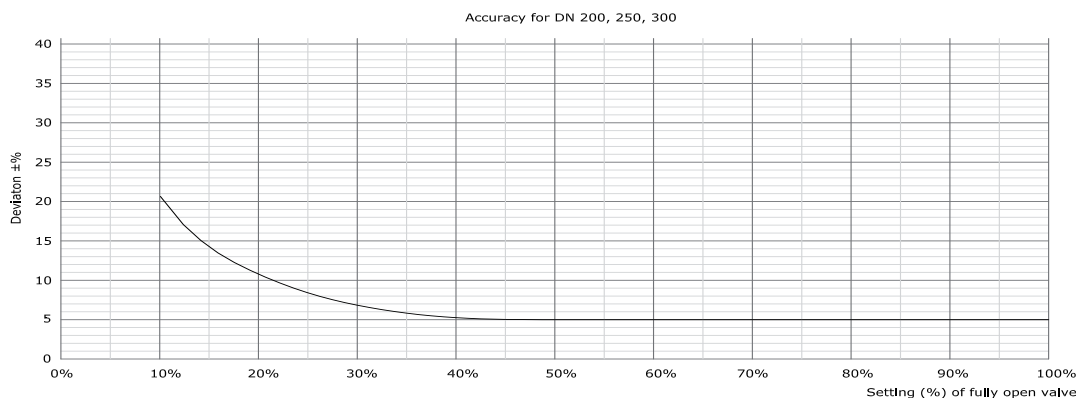
By means of the wheel the valve is set at the desired flow or kv-value according to the diagram.

Flow measuring

Accuracy is greatest when the valve is fully open. The smaller the opening, the importance of manufacturing tolerances increases, as variations in measurements are then greater percentage-wise. It is better to choose a valve that has a pre-set value above three turns.

kv-value


No turns	DN200	DN250	DN300
0,5	27,5	43,5	44,9
1	38,6	62,3	57,1
1,5	45,6	73,1	72,2
2	54,6	87,3	89,8
2,5	71,2	115,8	110,2
3	99,9	163,9	140,7
3,5	148,6	239,2	202,0
4	216,2	345,3	331,7
4,5	283,9	451,4	500,2
5	341,2	543,3	634,1
5,5	387,7	622,0	733,2
6	430,1	694,0	825,1
6,5	471,7	762,5	922,9
7	507,6	823,7	1017,8
7,5	535,2	876,3	1100,0
8	560,8	925,3	1169,7
8,5	590,0	974,4	1229,7
9	619,3	1022,4	1285,1
9,5	644,8	1067,8	1339,6
10	667,2	1110,2	1394,1
10,5	688,4	1150,1	1448,9
11	710,0	1187,5	1504,1



Ordering codes

RSK no.	Art.no.	Name	Description
490 70 26	2256101	STVE 200	Flanged with measuring socket
490 70 27	2256201	STVE 250	Flanged with measuring socket
490 70 28	2256301	STVE 300	Flanged with measuring socket

We reserve the right to alter information without notice



We recommend a pressure drop at 5-10 kPa at rated valve.